









GREENLEE KNOCKOUT DRIVERS SELECTION GUIDE

DRIVER TYPE	CAPACITY		FEATURES	AVAILABLE IN KITS WITH THESE PUNCH TYPES	PAGE
	MILD STEEL	STAINLESS STEEL			
 LS100X Intelli-PUNCH™ Battery-Hydraulic Driver	4" conduit in 10 ga	4" conduit in 10 ga	<ul style="list-style-type: none"> • 6.1 lb with battery – 31% lighter than competition • 11 tons of punching force • Patent-pending auto-retract technology • 360° rotating head • Rugged neck • Punch faster, with a maximum cycle time of 8 seconds • Compact, ergonomic design • LED light illuminates dark work areas • i-press® software • Powerful, long-lasting Makita® 18V Li-Ion battery 	Slug-Buster® (up to 2" conduit) Standard Round (2-1/2" conduit and up) Slug Splitter® SPEED PUNCH®	60 – 61
	6" conduit in 14 ga				60
 LS50L2 Battery-Hydraulic Driver	4" conduit in 12 ga	2" conduit in 12 ga	<ul style="list-style-type: none"> • 4.6 lb with battery – 13% lighter than competition • 7 tons of punching force • Auto-stop feature • 360° rotating head • Rugged neck • Punch faster, with a maximum cycle time of 8 seconds • Compact, ergonomic design • LED light illuminates dark work areas • i-press® software • Powerful, long-lasting Makita® 18V Li-Ion battery 	Slug-Buster® (up to 2" conduit) Standard Round (2-1/2" conduit and up) SPEED PUNCH®	60 – 61
	3" conduit in 10 ga				60
 Manual-Hydraulic Ram and Pump Drivers	4" conduit in 10 ga	4" conduit in 10 ga	<ul style="list-style-type: none"> • 11 tons of punching force • Punches 10 times faster than wrench method • Compact, lightweight design for easy portability and fast, one-person operation • Available with hand pump or foot pump – allows for a variety of operation orientations 	Slug-Buster® Standard Round Slug Splitter® SPEED PUNCH®	62 – 63
	6" conduit in 14 ga				64 – 65
 Quick Draw® Manual-Hydraulic Driver	2" conduit in 10 ga	2" conduit in 10 ga	<ul style="list-style-type: none"> • 8 tons of punching force • Compact, portable design for easy, fast one-person operation • Available in 3 driver orientations: <ul style="list-style-type: none"> • Quick Draw 90° – right angle driver head rotations over 180° for maneuverability in tight work areas • Quick Draw® – fast, straight-on punching • Quick Draw Flex® – allows for maximum flexibility in tight work areas 	Slug-Buster® SPEED PUNCH®	66 – 67
	6" conduit in 14 ga				86 – 87
 C-Frame Hydraulic Driver	4" conduit in 10 ga	–	<ul style="list-style-type: none"> • Fast, one-shot punching – eliminates need for pilot hole 	Standard Round	77
	6" conduit in 14 ga	–			
 Manual Ratchet Wrench	2" conduit in 14 ga	–	<ul style="list-style-type: none"> • High-leverage wrench with a 5-degree ratcheting mechanism provides versatility and accessibility in tight work spaces • Long, overmold handle offers greater leverage, comfort and grip 	Slug-Buster® Standard Round	68 – 70
	6" conduit in 14 ga	–			68 – 69

GREENLEE KNOCKOUT PUNCH SELECTION GUIDE



New Slug-Buster® and Standard Round Knockouts

- Knurled edge on punches for better grip
- New die design optimized for widest range of materials and drivers
- Laser markings for easy part identification
- Alignment markings for improved punching accuracy
- Draw studs with “dog-point” tip help eliminate cross threading and make threading easy. Hex key access for easy removal from tool.

Slug-Buster®

- Punch profile splits slugs for easy slug removal

SPECIFICATIONS – SLUG-BUSTER® PAGE 60-63, 66-71

Size Range	0.49" – 2.52" dia. (12.5 mm – 64.0 mm)
Capacity	Punch up to 10 ga mild steel Punch up to 12 ga stainless steel Also punches aluminum, metal studs, brass, copper, Quazite® enclosures, fiberglass, and plastics
Driver Compatibility	Use with Greenlee hydraulic drivers or ratchet wrench



Standard Round

- Greenlee classic knockout, widest size selection available

SPECIFICATIONS – STANDARD ROUND PAGE 64-65, 72-73, 77

Size Range	0.50" – 6.38" dia. (12.7 – 161.0 mm)
Capacity	Punch up to 4" conduit in 10 ga mild and stainless steel Punch up to 6" conduit in 14 ga mild steel Also punches aluminum, brass, copper, fiberglass, and plastics
Driver Compatibility	Use with Greenlee hydraulic drivers



Slug Splitter® and Stainless Steel Punches

- Best solution for frequent use in stainless steel

SPECIFICATIONS – SLUG SPLITTER® PAGE 78-82

Size Range	0.60" – 4.54" dia. (15.2 mm – 115.4 mm)
Capacity	Punch up to 10 ga stainless and mild steel Also punches aluminum, brass, copper, fiberglass, and plastics
Driver Compatibility	Use with Greenlee hydraulic drivers



SPEED PUNCH®

- Threadless design for quicker knockout assembly/disassembly
- Laser markings for easy part identification
- Alignment markings for improved punching accuracy

SPECIFICATIONS – SPEED PUNCH® PAGE 84-89

Size Range	0.89" – 4.54" dia. (28.3 mm – 115.4 mm)
Capacity	Punch up to 10 ga mild steel Also punches aluminum, brass, copper, fiberglass, and plastics
Driver Compatibility	Use with Greenlee hydraulic drivers or ratchet wrench

NOTE: Check driver ratings before use.
Quazite is a registered trademark of Hubbell Inc.



4" CONDUIT
4.54"(115.4MM)



KS

BATTERY-HYDRAULIC DRIVERS

Compact, fast, and powerful battery-hydraulic knockout drivers capable of punching up to 6-inch conduit sized holes in mild steel, stainless steel, aluminum, brass, copper, fiberglass and plastics.



LS100X

- 360° rotating head – rugged patent-pending swivel design to easily punch at any angle
- Rugged neck – increased durability and life of tool
- Timesaver – punch faster, with a maximum cycle time of 8 seconds
- Compact, ergonomic design – provides easy one-handed operation and an ergonomic tapered grip
- Compatibility – works with all Greenlee knockouts and other major brands designed for use with a hydraulic tool. Same draw studs used with the LS100X Intelli-PUNCH™, LS50L2 and 746A ram
- Battery platform – powerful long-lasting Makita® 18V Li-Ion battery, quickly charges in 30 minutes
- i-press® software – monitor tool performance and set service intervals via i-press® Bluetooth® communication. LS50L2 compatible with Gator Eye® desktop software.

LS100X Intelli-PUNCH™

- Patent-pending auto-retract technology – pressure-sensing technology accurately detects punch completion and automatically retracts the ram, helping to prevent damage to knockout parts

SPECIFICATIONS

Tonnage	11
Capacity	4" conduit up to 10 ga mild steel 4" conduit up to 10 ga stainless steel



LS50L2

LS50L2

- Auto-stop feature – detects punch completion and automatically stops, helping to prevent damage to knockout parts

SPECIFICATIONS

Tonnage	7
Capacity	4" conduit up to 12 ga mild steel 3" conduit up to 10 ga mild steel 2" conduit up to 12 ga stainless steel

BATTERY-HYDRAULIC KITS WITH SLUG-BUSTER® PUNCHES



LS100X11SB4

LS100X INTELLI-PUNCH™ 11-TON BATTERY-HYDRAULIC KNOCKOUT KITS

CAT NO.	UPC NO.	DESCRIPTION
LS100X11SB4	783310064848	Slug-Buster® 1/2" to 4" Conduit
LS100X11SB4X	783310064855	Slug-Buster® 1/2" to 3" and 4" Conduit
LS100X11SB	783310064831	Slug-Buster® 1/2" to 2" Conduit
LS100X11A	783310064824	Driver, Draw Studs, Batteries, Charger and Case
LS100XB	783310064817	Driver and Case Only
N LS100X	783310088059	Driver Only



LS50L11B4

LS50L2 7-TON BATTERY-HYDRAULIC KNOCKOUT KITS

CAT NO.	UPC NO.	DESCRIPTION
N LS50L11B4	783310037743	Slug-Buster® 1/2" to 4" Conduit
LS50L11B	783310049562	Slug-Buster® 1/2" to 2" Conduit
LS50L11A	783310049517	Driver, Draw Studs, Battery, Charger and Case
LS50LB	783310011316	Driver and Case Only
N LS50L2	783310088042	Driver Only



7304

LARGE DIAMETER KNOCKOUT EXPANSION SET

CAT NO.	UPC NO.	DESCRIPTION
7304	783310028154	Standard Round 2-1/2", 3", 3-1/2" and 4" Conduit

Upgrade your knockouts and case to fit your existing manual-hydraulic ram and hand pump driver.



KCC4-LS

Fits Greenlee LS50L2 or LS100X tool, two batteries and a charger

KNOCKOUT UPGRADE SETS FOR BATTERY-HYDRAULIC DRIVERS

CAT NO.	UPC NO.	DESCRIPTION
N KCC4-LS	783310088028	Slug-Buster® 1/2" to 4" Conduit
N KCC2-LS	783310088004	Slug-Buster® 1/2" to 2" Conduit

MANUAL-HYDRAULIC RAM & PUMP KITS WITH SLUG-BUSTER® PUNCHES



7310SB

- 11 tons of punching force
- Time Saver – punches 10 times faster than wrench method
- Compact, lightweight design for easy portability and fast, one-person operation
- Foot operation frees both hands to position punch
- Punch 4" conduit up to 10 ga mild steel and 12 ga stainless steel
- Also punches brass, copper, aluminum, fiberglass and plastics

11-TON HYDRAULIC KNOCKOUT KITS WITH HAND PUMP

CAT. NO.	UPC NO.	DESCRIPTION
7310SB	783310343615	Slug-Buster® 1/2" to 4"
7309SB	783310088325	Slug-Buster® 1/2", 3" and 4"
7306SB	783310343608	Slug-Buster® 1/2" to 2"
7646	783310159063	Ram and Hand Pump Group, Draw Studs, and Case Only



7610SB

11-TON HYDRAULIC KNOCKOUT KITS WITH FOOT PUMP

CAT. NO.	UPC NO.	DESCRIPTION
7610SB	783310071747	Slug-Buster® 1/2" to 4"
7606SB	783310071730	Slug-Buster® 1/2" to 2"
7625	783310250975	Ram/Foot Pump Group, Draw Studs, and Case Only



7304



LARGE DIAMETER KNOCKOUT EXPANSION SET

CAT. NO.	UPC NO.	DESCRIPTION
7304	783310028154	Standard Round 2-1/2", 3", 3-1/2" and 4" Conduit

Upgrade your knockouts and case to fit your existing manual-hydraulic ram and hand pump driver.





Fits Greenlee 746A Ram and 767 Hand Pump

KCC4-767



KNOCKOUT UPGRADE SETS FOR RAM AND HAND PUMP

CAT. NO.	UPC NO.	DESCRIPTION
 KCC4-767	783310088011	Slug-Buster® 1/2" to 4" Conduit
 KCC2-767	783310087991	Slug-Buster® 1/2" to 2" Conduit

MANUAL-HYDRAULIC RAM & PUMP KITS WITH STANDARD ROUND PUNCHES



7310

- 11 tons of punching force
- Time Saver – punches 10 times faster than wrench method
- Compact, lightweight design for easy portability and fast, one-person operation
- Foot operation frees both hands to position punch
- Punch 4" conduit up to 10 ga mild steel and 12 ga stainless steel
- Also punches brass, copper, aluminum, fiberglass and plastics

11-TON MANUAL-HYDRAULIC KNOCKOUT KITS WITH HAND PUMP

CAT. NO.	UPC NO.	DESCRIPTION
7310	783310159100	Standard Round 1/2" to 4" Conduit
7309	783310088318	Standard Round 1/2" to 3" and 4" Conduit
7306	783310159094	Standard Round 1/2" to 2" Conduit
7646	783310159063	Ram and Hand Pump Group, Draw Studs, and Case Only



7304



LARGE DIAMETER KNOCKOUT EXPANSION SET

CAT. NO.	UPC NO.	DESCRIPTION
7304	783310028154	Standard Round 2-1/2", 3", 3-1/2" and 4" Conduit

QUICK DRAW[®] MANUAL-HYDRAULIC KITS WITH SLUG-BUSTER[®] PUNCHES



Quick Draw[®] 8-Ton Manual-Hydraulic Drivers

- 8 tons of punching force
- Compact Design – for portability and fast, easy one-person operation
- Punch 2" conduit up to 10 ga mild steel and 12 ga stainless steel
- Also punches brass, copper, aluminum, fiberglass and plastics

Quick Draw 90[®]

- 180° Rotating Head – Right angle driver head rotates over 180° for maneuverability in tight work areas

QUICK DRAW 90[®] 8-TON HYDRAULIC KNOCKOUT KITS

CAT. NO.	UPC NO.	DESCRIPTION
7906SB	783310343004	Slug-Buster [®] 1/2" to 2"
7904SB	783310337942	Driver, Draw Studs and Case Only



7906SB

Quick Draw[®]

- Fast, straight-on punching

QUICK DRAW[®] 8-TON HYDRAULIC KNOCKOUT KITS

CAT. NO.	UPC NO.	DESCRIPTION
7806SB	783310342939	Slug-Buster [®] 1/2" to 2"
7804SB	783310342922	Driver, Draw Studs and Case Only



7806SB

Quick Draw[®] Flex

- Flex head allows for maximum flexibility in tight working areas

QUICK DRAW[®] FLEX 8-TON HYDRAULIC KNOCKOUT KITS

CAT. NO.	UPC NO.	DESCRIPTION
7706SB	783310104766	Slug-Buster [®] 1/2" to 2"
7704SB	783310104759	Driver, Draw Studs and Case Only



7706SB

Upgrade your knockouts and case to fit your existing Quick Draw 90[®] or Quick Draw[®] drivers.



KCC2-QD

Fits Greenlee Quick Draw[®] or Quick Draw c90[®] Driver

KNOCKOUT UPGRADE SETS FOR QUICK DRAW DRIVERS

CAT. NO.	UPC NO.	DESCRIPTION
KCC2-QD	783310087984	Slug-Buster [®] 1/2" to 2" Conduit

RATCHET KITS AND MANUAL SETS



- New and improved high-leverage wrench with five-degree ratcheting mechanism provides versatility and accessibility in tight spaces
- The long, over-mold handle offers greater leverage, comfort and grip
- Punch 1/2" to 2" conduit size holes in 10 ga mild steel
- punches aluminum, brass, copper, fiberglass and plastics



New High-Leverage Ratchet Wrench

RATCHET WRENCH KITS

CAT. NO.	UPC NO.	DESCRIPTION
7238SB	783310347576	Slug-Buster® 1/2" to 2"
7240SB	783310028604	Slug-Buster® 1/2", 3/4" Conduit, 30.5 mm



MANUAL KNOCKOUT SETS

CAT. NO.	UPC NO.	DESCRIPTION
7237BB	783310320142	Slug-Buster® 1-1/2" to 2" Conduit
737BB	783310199748	Standard Round 1-1/2" to 2" Conduit
7235BB	783310320135	Slug-Buster® 1/2" to 1-1/4" Conduit
735BB	783310199731	Standard Round 1/2" to 1-1/4" Conduit



RATCHET WRENCH KITS – METRIC

CAT. NO.	UPC NO.	DESCRIPTION
36690	783310366904	Slug-Buster® Pg-9 to Pg-21 and 30.5 mm
36691	783310366911	Slug-Buster® Pg-9 to Pg-48 and 30.5 mm
36692	783310366928	Slug-Buster® ISO-16 to ISO-40
36693	783310366935	Slug-Buster® ISO-16 to ISO-63

REPLACEMENT THREADED DRAW STUDS FOR HYDRAULIC DRIVERS

Use with LS100X, LS50L2, 746A Ram	3/8"-24 x 4-13/16"		20963 / 783310209638
	7/16"-20 x 5"		 DSH-7/16 / 783310090632
	3/4"-16 x 5-5/8"		 DSH-3/4 / 783310090663
	1 1/8"-12 x 6"		 DSH-1-1/8 / 783310090670
Use with Quick Draw®, LS50L	3/4"-x 3/8" internal		33967 / 783310339670
	3/8"-24 x 2-13/16"		1614SS / 783310300434
	7/16"-20"-x 4-1/4"		 DSH-S7/16 / 783310090649
	3/4"-16 x 4-13/16"		 DSH-S3/4 / 783310090656

REPLACEMENT DRAW STUDS FOR MANUAL USE

• For proper size selection, see page 71 – 73

3/8"-24 x 1-3/4"



00042 / 783310000426

1/4"-28 x 1-1/2"



1675AV / 783310042181

7/16"-20 x 3"



N DSBB-7/16 / 783310090601

3/4"-16 x 3-3/8"



N DSBB-3/4 / 783310090625

3/4"-16 x 2-1/8"



249AVBB / 783310040408

3/4"-16 x 2-15/16"



304AVBB / 783310040422

Use with KRW-1

REPLACEMENT DRAW STUDS FOR MANUAL USE

• For proper size selection, see page 73



1433AVBB / 783310041870
1"-12 UNF, 1-1/2" hex



1434AV / 783310041870
3/4" -15 x 5-3/8"



N DSBB-1-1/8 / 783310090687
1-1/8"-16 x 8-3/8"



3036AVBB / 783310046851
1-3/8"-12, 2" hex



3037AV / 783310046868
1.125" x 1.87"

HYDRAULIC C-FRAME KITS

- Fast, one-shot punching – eliminates need for pilot hole
- Throat measures 8" (203 mm) deep
- Punch up to 10 ga mild steel



1731

1731 HYDRAULIC C-FRAME KITS

- Great for punching junction boxes and small enclosures
- Punch can be used with ram inside or outside of the junction box
- For use with 1/2" – 1" conduit size and accessory sizes only

1732 HYDRAULIC C-FRAME KIT

- Use with Greenlee 1/2" – 4" conduit size standard round punches and dies only

HYDRAULIC C-FRAME KITS

CAT. NO.	UPC NO.	DESCRIPTION
1731	783310159117	Hydraulic C-Frame Kit
1731H767	783310204862	Hydraulic C-Frame Kit with Hand Pump
1732	783310273615	Hydraulic C-Frame Kit with Hand Pump



1732

CAT. NO.	DESCRIPTION	1731	1731H767	1732
12079	C-Frame (1731)	X	X	-
11903	C-Frame (1732)	-	-	X
15631	Ram (1731)	X	X	-
13577	Ram (1732)	-	-	X
06301	Hydraulic Hose – 1/4" x 3'	-	X	-
767	Hydraulic Hand Pump	-	X	-
13266	Punch Adapter – 3/8"	X	X	X
13267	Punch Adapter – 3/4"	X	X	X
13268	Punch Adapter – 1-1/8"	-	-	X
13261	Pilot Pin 1/2"	X	X	X
13262	Pilot Pin 3/4"	X	X	X
11791	Die Adapter – 3/4" x 3/8"	-	-	X
11790	Die Adapter – 3/4" x 3/4"	-	-	X
11789	Die Adapter – 3/4" x 1-7/8"	-	-	X
121AV	1/2" Conduit Size Standard Round Punch	X	X	-
12087	1/2" Conduit Size C-Frame Knockout Die	X	X	-
K3P-3/4	3/4" Conduit Size Standard Round Punch	X	X	-
12086	3/4" Conduit Size C-Frame Knockout Die	X	X	-
K3P-1	1" Conduit Size Standard Round Punch	X	X	-
12085	1" Conduit Size C-Frame Knockout Die	X	X	-
07714	Carrying Case	X	X	-
27335	Carrying Case	-	-	X

BATTERY-HYDRAULIC KITS WITH SLUG SPLITTER® PUNCHES



LS100X11SS4

- Slug Splitter® punches are the best solution for frequent usage in stainless steel
- Premium-grade tool steel for longer life in stainless steel
- Over 11 tons of punching force
- Punch 4" conduit up to 10 ga stainless and mild steel

LS100X INTELLI-PUNCH™ 11-TON BATTERY-HYDRAULIC KNOCKOUT KITS

CAT NO.	UPC NO.	DESCRIPTION
LS100X11SS4	783310064879	Slug Splitter® 1/2" to 4" Conduit
LS100X11SS4X	783310064886	Slug Splitter® 1/2" to 3" and 4" Conduit
LS100X11SS	783310064862	Slug Splitter® 1/2" to 2" Conduit



7308

LARGE DIAMETER KNOCKOUT EXPANSION SET

CAT NO.	UPC NO.	DESCRIPTION
7308	783310006176	Stainless Steel 2-1/2", 3", 3-1/2" and 4" Conduit

STUD PUNCHES



ESP710L11

Battery-Hydraulic Stud Punch

- Quickly and easily punches 1-11/32" (34.1 mm) diameter holes in 16 and 18 ga structural studs
- 4" throat depth from center of punch

CAT NO.	UPC NO.	DESCRIPTION
ESP710L11	783310521655	Punch, 3.0Ah 18V, Li-Ion Battery, 120V Charger

SPECIFICATIONS

Actual Hole Size	1-11/32" (34.1 mm)
Weight	9.2 lb (4.2 kg)
Length	15" (381 mm)
Height	11-3/4" (298 mm)
Capacity	16 ga (1.5 mm)







Plumber Stud Punch

- Punches 2-5/8" (66.7 mm) diameter hole in metal studs for installation of 2" water, vent, and waste pipes
- Two-speed lever action for fast, easy punching of 24 to 20 ga thick metal studs
- 2-1/8" (54 mm) throat width fits over most studs and channels
- High strength alloy aluminum c-frame and handle provide lightweight tool for easy handling—10.6 lb (4.8 kg)
- Lever action punch retraction strips punch out of metal stud fast and easy

SPECIFICATIONS

Actual Hole Size	2-5/8" (66.7 mm)
Weight	10.6 lb (4.8 kg)
Length	23-1/2" (596 mm)
Height	9-3/4" (247 mm)
Capacity	24-20 ga (0.9 mm)

CAT NO.	UPC NO.	DESCRIPTION
713	783310064305	Plumber Stud Punch
 08377	783310083771	Punch for 713
 08379	783310083795	Die for 713
 08375	7833100835757	Link
 55316	783310553168	Pin, Groove .31 x 1.75

Metal Stud Punches



709

- Punch up through 20 ga (0.9 mm) steel studs in one stroke
- Aluminum head provides strength with minimum weight, reducing operator fatigue
- Contoured handle design gives better operator leverage and makes it possible to punch in tight places
- Self-stripping design eliminates punch hang-ups
- Automatically centers holes on standard studs
- Conversion kit available to upgrade early models from 24 ga to 20 ga maximum capacity

SPECIFICATIONS

Capacity	709 – 1-5/8" (41.3 mm) and wider studs. 20 ga (0.9 mm) steel studs 710 – 2-1/2" (63.4 mm) and wider studs. 20 ga (0.9 mm) steel studs
----------	--

CAT NO.	UPC NO.	DESCRIPTION
709	783310222804	7/8" (22.2 mm) Diameter Stud Punch
710	783310212850	1-11/32" (34.1 mm) Diameter Stud Punch
30968G	783310309680	Conversion Kit – upgrades early model 709 or 710 from 24 to 20 ga maximum capacity
R 121AV	783310040064	Punch for 709
R 22286	783310222866	Die for 709
R 24823	783310248231	Punch for 710
R 21297	783310212973	Die for 710
06015	783310060154	Pin Kit
05932	783310059325	Link and Pin Kit (709/710)
21557	783310215578	Compression Spring

Bushings for Metal Stud Punches



712A1000



711C



- Triple lock design holds bushing securely
- Locks securely into 24-ga – 12-ga (0.6 mm – 2.5 mm) metal studs
- Helps protect wire insulation from sharp edges of metal studs
- Makes pulling smooth and easy by preventing cable hang-ups on raw metal edges

CAT NO.	UPC NO.	DESCRIPTION
711C	783310222880	100 Bushings for Hole Punched by 709 for 7/8" (22.2 mm) Diameter Hole
711M	783310222897	1,000 Bushings for Hole Punched by 709 for 7/8" (22.2 mm) Diameter Hole
712A100	783310059271	100 Bushings for Pre-Punched Hole or 1-11/32" (34.1 mm) Diameter Hole Punched by 710
712A1000	783310059288	1,000 Bushings for Pre-Punched Hole or 1-11/32" (34.1 mm) Diameter Hole Punched by 710




724

Manual Stud Punch

- Punch up through 20 ga (0.9 mm) steel studs in one stroke
- Unique patented punch rolls the edge over for smooth installation of armored cable; cable won't hang up
- Contoured handle design gives better operator leverage and makes it possible to punch in tight places
- Automatically centers holes on standard studs

SPECIFICATIONS

Actual Hole Size	1-1/4" (31.7 mm)
Weight	4.0 lb (1.8 kg)
Length	16-3/4" (426 mm)
Height	4-1/2" (247 mm)
Capacity	24-20 ga (0.9 mm)

CAT NO.	UPC NO.	DESCRIPTION
724	783310104155	Manual Stud Punch
 10419	783310104193	Punch for 724

MANUAL – HYDRAULIC PUMPS



767

Hydraulic Hand Pump

- Lightweight and portable, for use with Greenlee Punch Drivers
- Versatile, operates in any position
- Rugged steel pump body/reservoir with cast aluminum handle
- Has mounting holes for easy, permanent mounting

SPECIFICATIONS

Operation	Manual – Hand
Capacity	6,500 psi (448 bar), .0823 in ³ (13 mm ³) per stroke
Length	13" (330 mm)
Width	4" (102 mm)
Height	4" (102 mm)

CAT NO.	UPC NO.	DESCRIPTION
767	783310132844	Hydraulic Hand Pump
R 04343	783310043430	Seal Kit Repair for Serial Code ABM
R 13800	783310138006	*Seal Kit Repair for Serial Code 55D & Up
R 30242	783310302421	*Seal Kit Repair for Serial Code 68BG to BG33181628, BG331816 & Up
R 30241	783310302414	Reservoir Follower

***NOTE:** Must also purchase 30241 Follower

NOTE: See next page to select the proper hydraulic hose for this pump.



1725

Hydraulic Foot Pump

- Free both hands to position and hold the working tool
- Foot activated release lever
- Hold-down pin keeps pedal down for storage and transport
- Angled base bar keeps the pump upright and stable
- Includes 1/4" (6.4 mm) female coupler with dust cap

SPECIFICATIONS

Operation	Manual – Foot
Capacity	6,500 psi (448 bar), .117 in ³ (19 mm ³) per stroke
Length	16" (406 mm)
Width	8" (203 mm)
Height	Pedal down 6" (152 mm), Pedal up 12" (305 mm)

CAT NO.	UPC NO.	DESCRIPTION
1725	783310313533	Hydraulic Foot Pump
R 33336	783310333364	Seal Kit w/ VK Serial Code

NOTE: See next page to select the proper hydraulic hose for this pump.